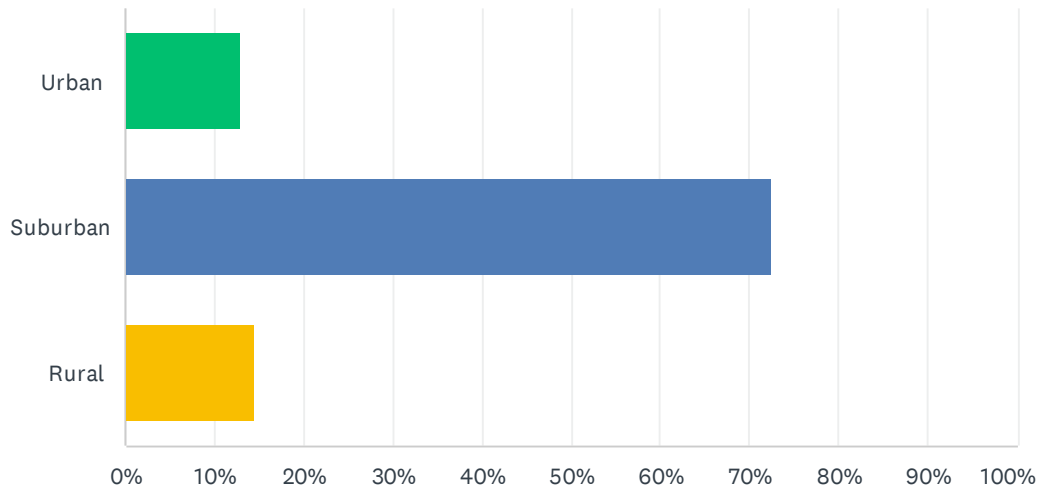


Q1 Is your school considered

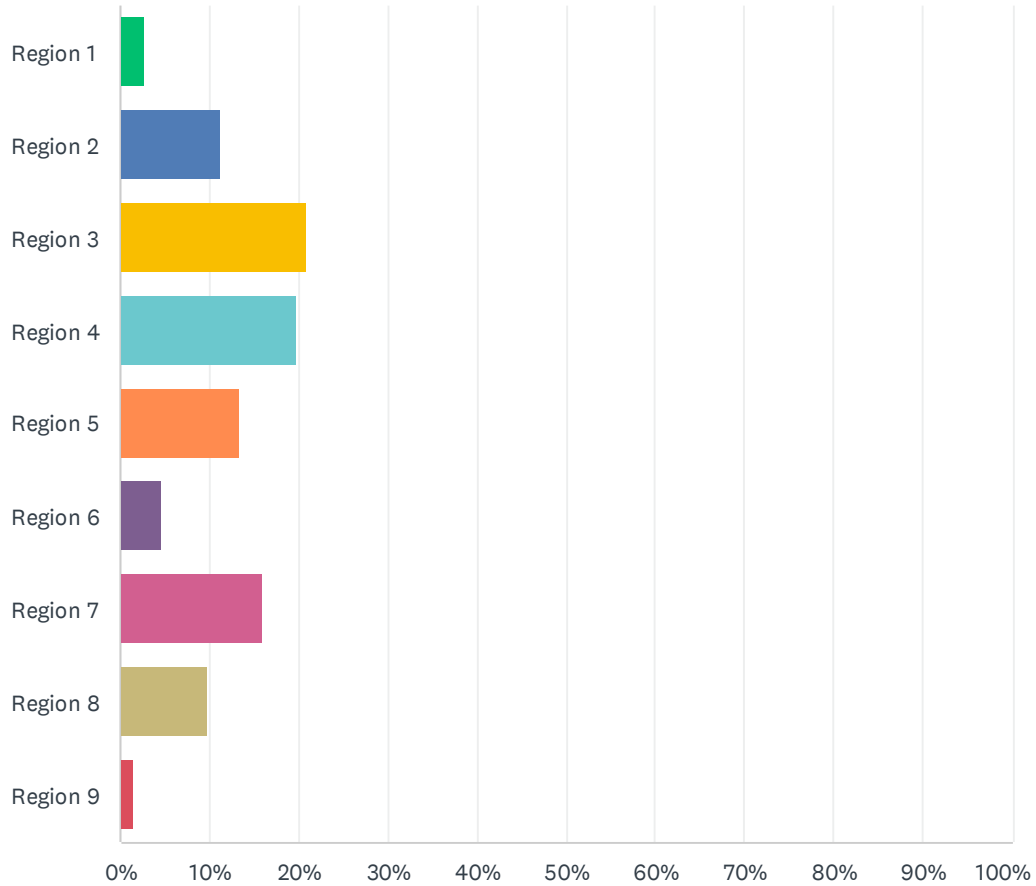
Answered: 284 Skipped: 0



ANSWER CHOICES	RESPONSES
Urban	13.03%
Suburban	72.54%
Rural	14.44%
TOTAL	

Q2 In which region of the state do you work? [Click here to view a list of schools in each region](#)

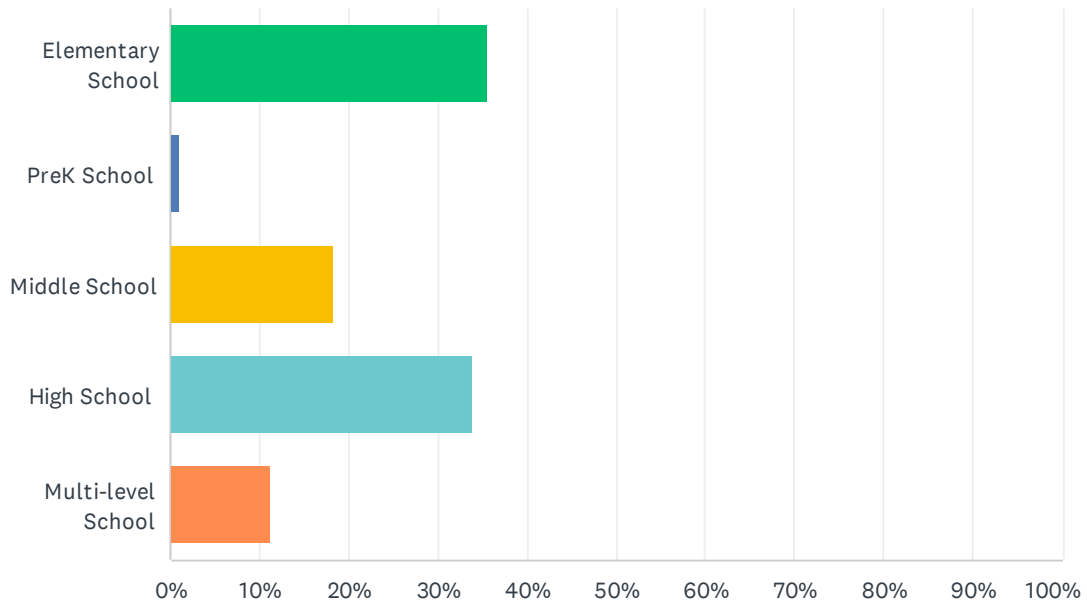
Answered: 283 Skipped: 1



ANSWER CHOICES	RESPONSES
Region 1	2.83%
Region 2	11.31%
Region 3	20.85%
Region 4	19.79%
Region 5	13.43%
Region 6	4.59%
Region 7	15.90%
Region 8	9.89%
Region 9	1.41%
TOTAL	

Q3 What level is your school?

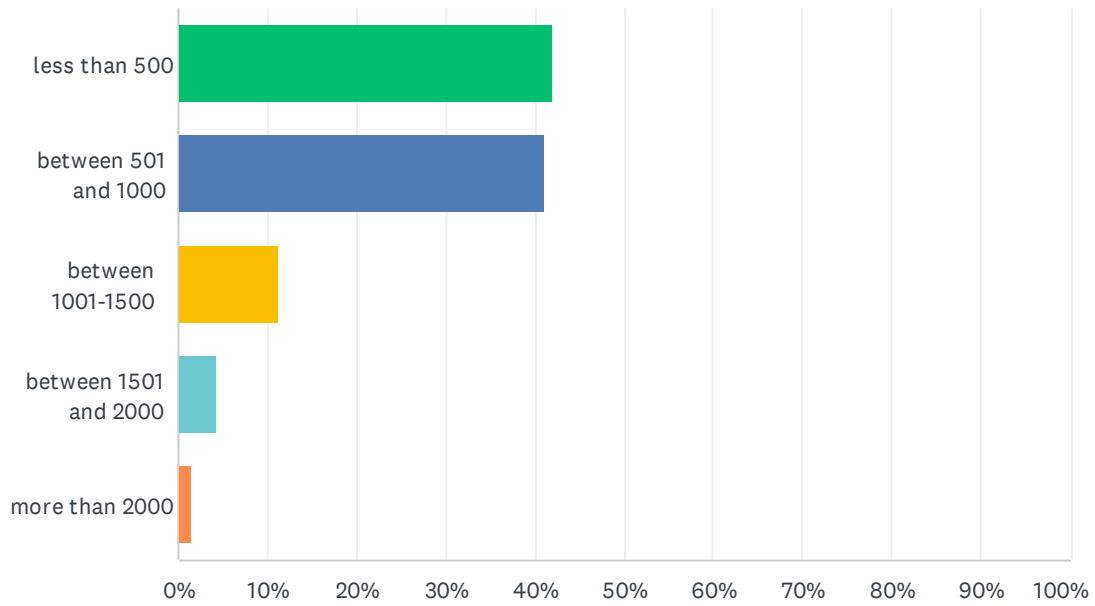
Answered: 284 Skipped: 0



ANSWER CHOICES	RESPONSES
Elementary School	35.56%
PreK School	1.06%
Middle School	18.31%
High School	33.80%
Multi-level School	11.27%
TOTAL	

Q4 How many students are enrolled in your school?

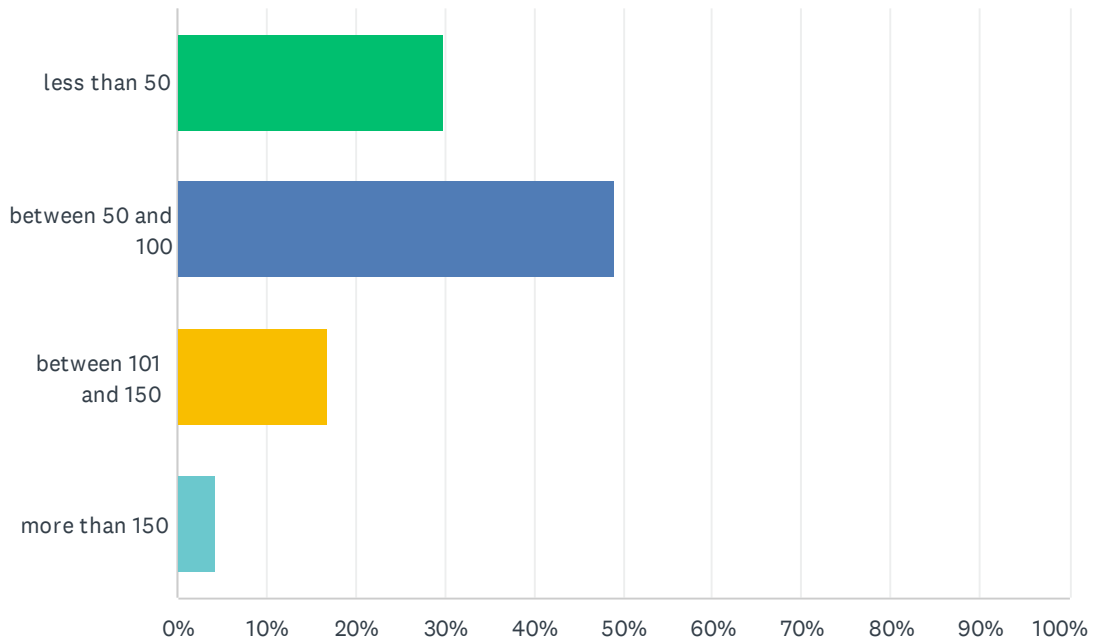
Answered: 284 Skipped: 0



ANSWER CHOICES	RESPONSES
less than 500	41.90%
between 501 and 1000	41.20%
between 1001-1500	11.27%
between 1501 and 2000	4.23%
more than 2000	1.41%
TOTAL	

Q5 How many teachers work at your school?

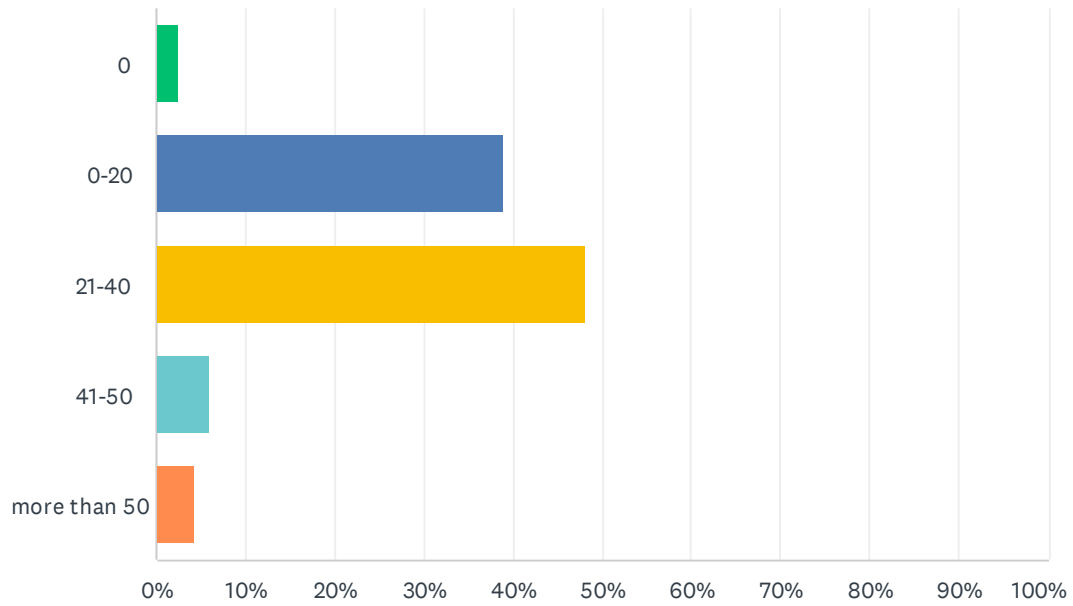
Answered: 284 Skipped: 0



ANSWER CHOICES	RESPONSES
less than 50	29.93%
between 50 and 100	48.94%
between 101 and 150	16.90%
more than 150	4.23%
TOTAL	

Q6 For how many teachers are you the primary evaluator?

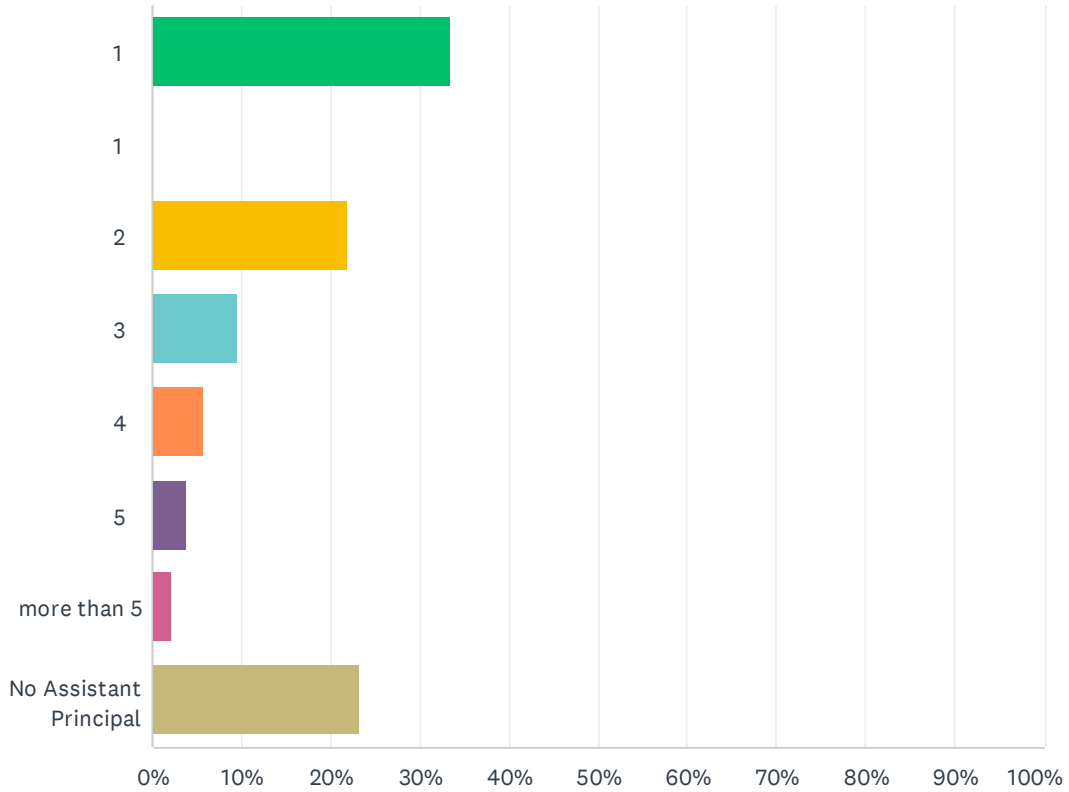
Answered: 284 Skipped: 0



ANSWER CHOICES	RESPONSES
0	2.46%
0-20	39.08%
21-40	48.24%
41-50	5.99%
more than 50	4.23%
TOTAL	

Q7 How many assistant principals, deans or other full-time administrator report to you?

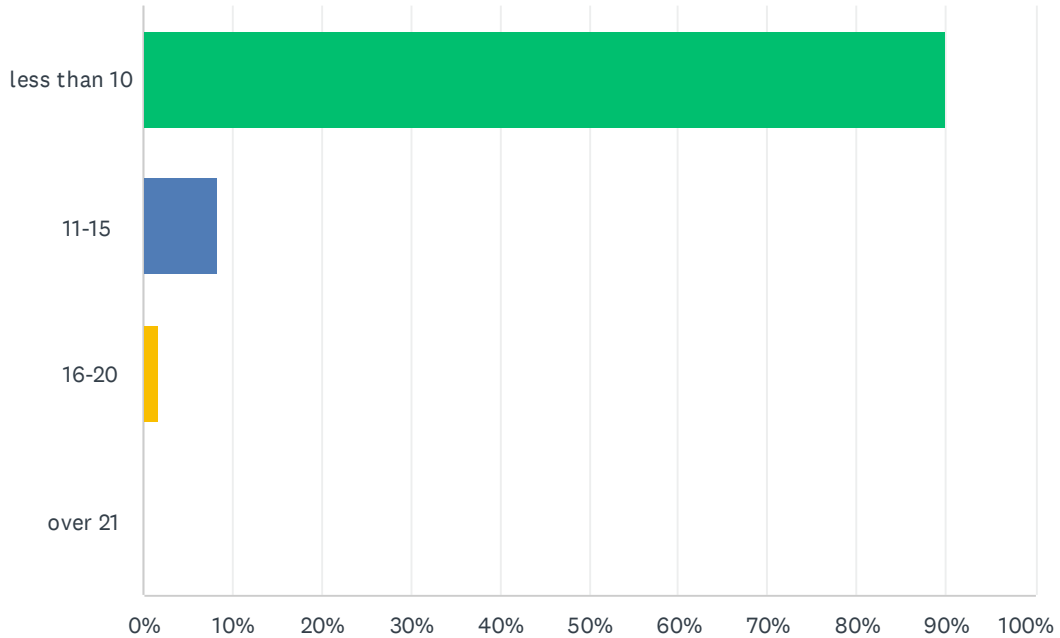
Answered: 283 Skipped: 1



ANSWER CHOICES	RESPONSES
1	33.57%
1	0.00%
2	21.91%
3	9.54%
4	5.65%
5	3.89%
more than 5	2.12%
No Assistant Principal	23.32%
TOTAL	

Q8 For how many administrators, department/heads/curriculum supervisors are you the primary evaluator?

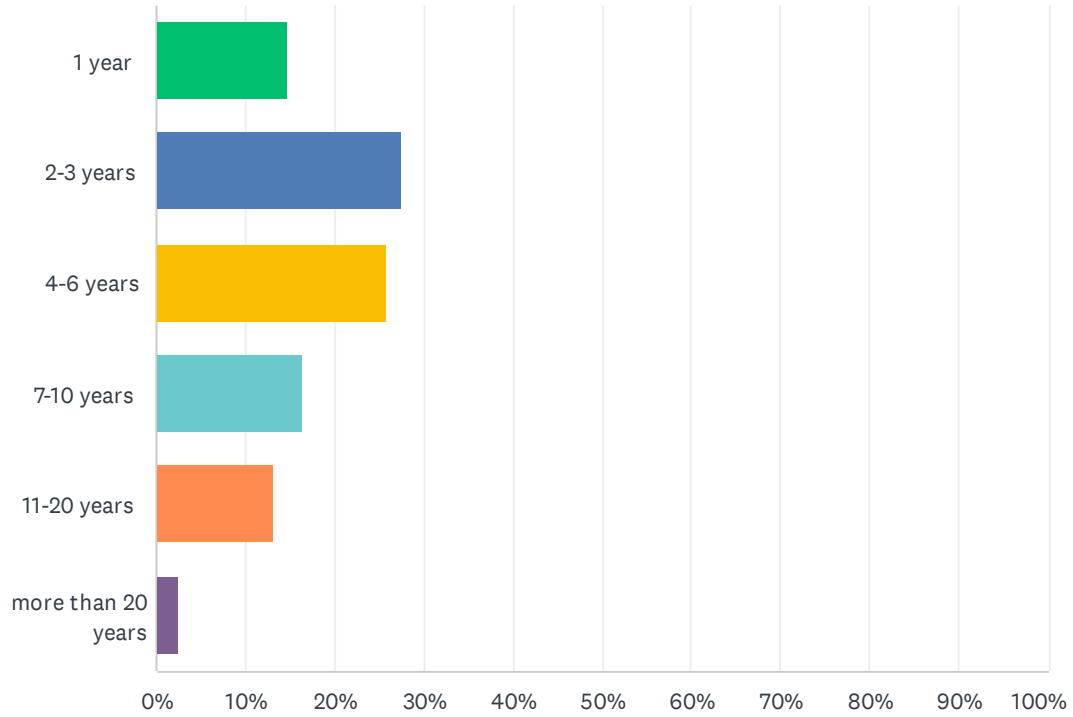
Answered: 277 Skipped: 7



ANSWER CHOICES	RESPONSES
less than 10	89.89%
11-15	8.30%
16-20	1.81%
over 21	0.00%
TOTAL	

Q9 How long have you been the principal of the school where you currently work?

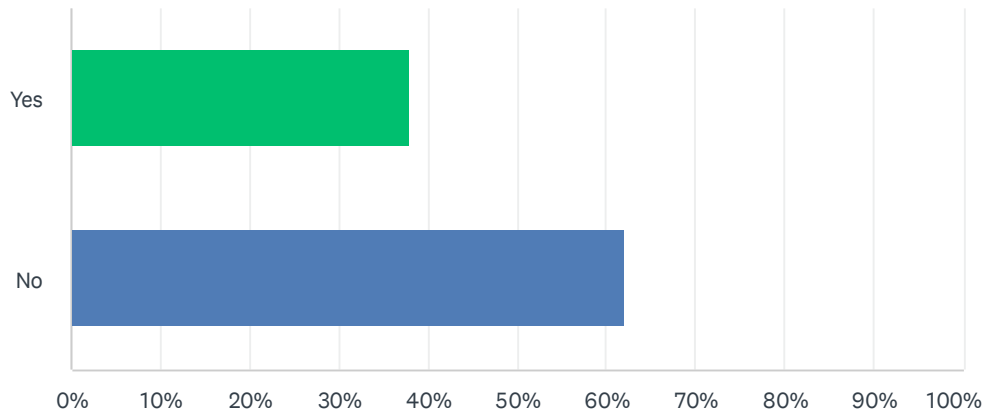
Answered: 280 Skipped: 4



ANSWER CHOICES	RESPONSES
1 year	14.64%
2-3 years	27.50%
4-6 years	25.71%
7-10 years	16.43%
11-20 years	13.21%
more than 20 years	2.50%
TOTAL	

Q10 Have you worked as a principal in any other schools?

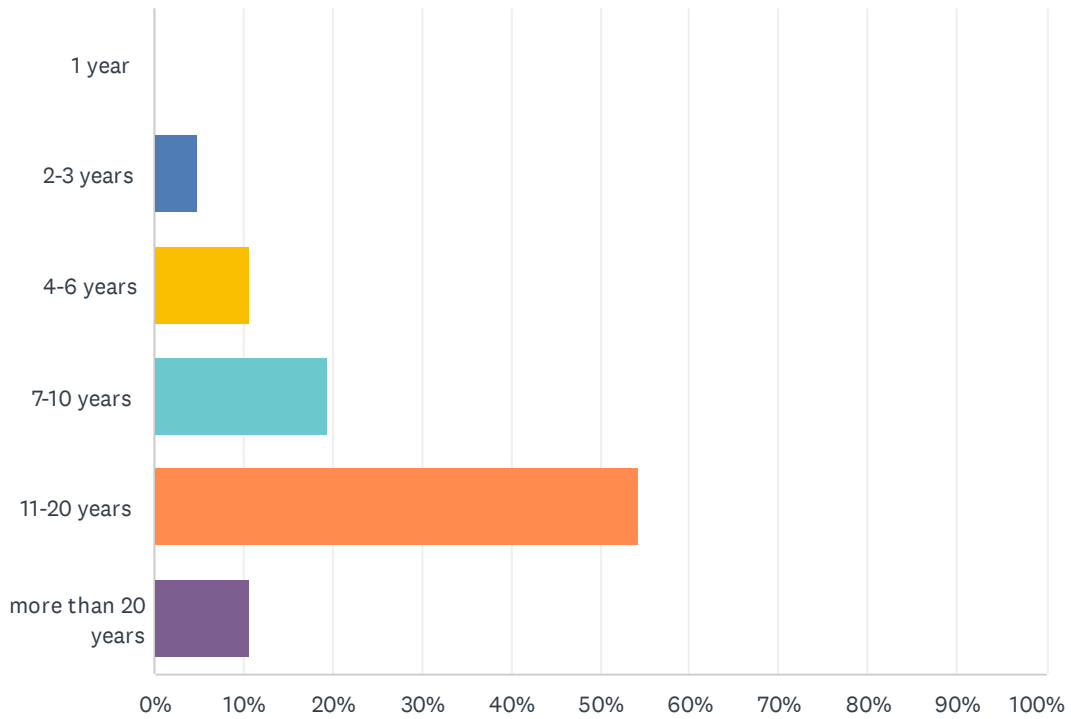
Answered: 282 Skipped: 2



ANSWER CHOICES	RESPONSES
Yes	37.94%
No	62.06%
TOTAL	

Q11 How many years have you worked as a principal in total?

Answered: 103 Skipped: 181



ANSWER CHOICES	RESPONSES
1 year	0.00%
2-3 years	4.85%
4-6 years	10.68%
7-10 years	19.42%
11-20 years	54.37%
more than 20 years	10.68%
TOTAL	

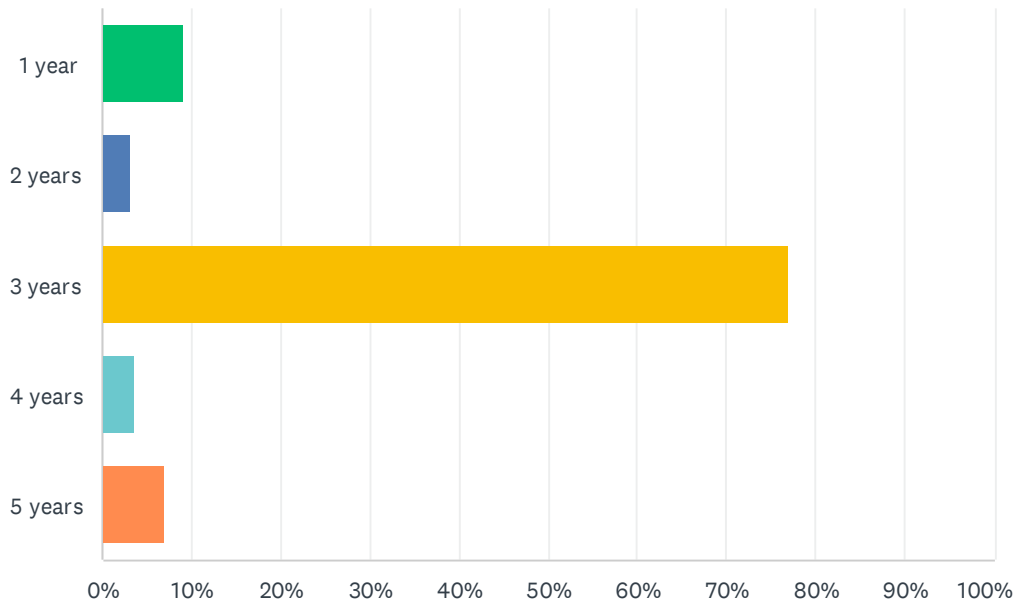
Q12 Work days, answer either A or B.

Answered: 255 Skipped: 29

ANSWER CHOICES	RESPONSE
A. If you have a 12-month contract, how many vacation days are you allowed per year?	77.25%
B. If you have something other than a 12-month contract, how many work days does your contract specify?	22.75%

Q13 How many years is your current contract?

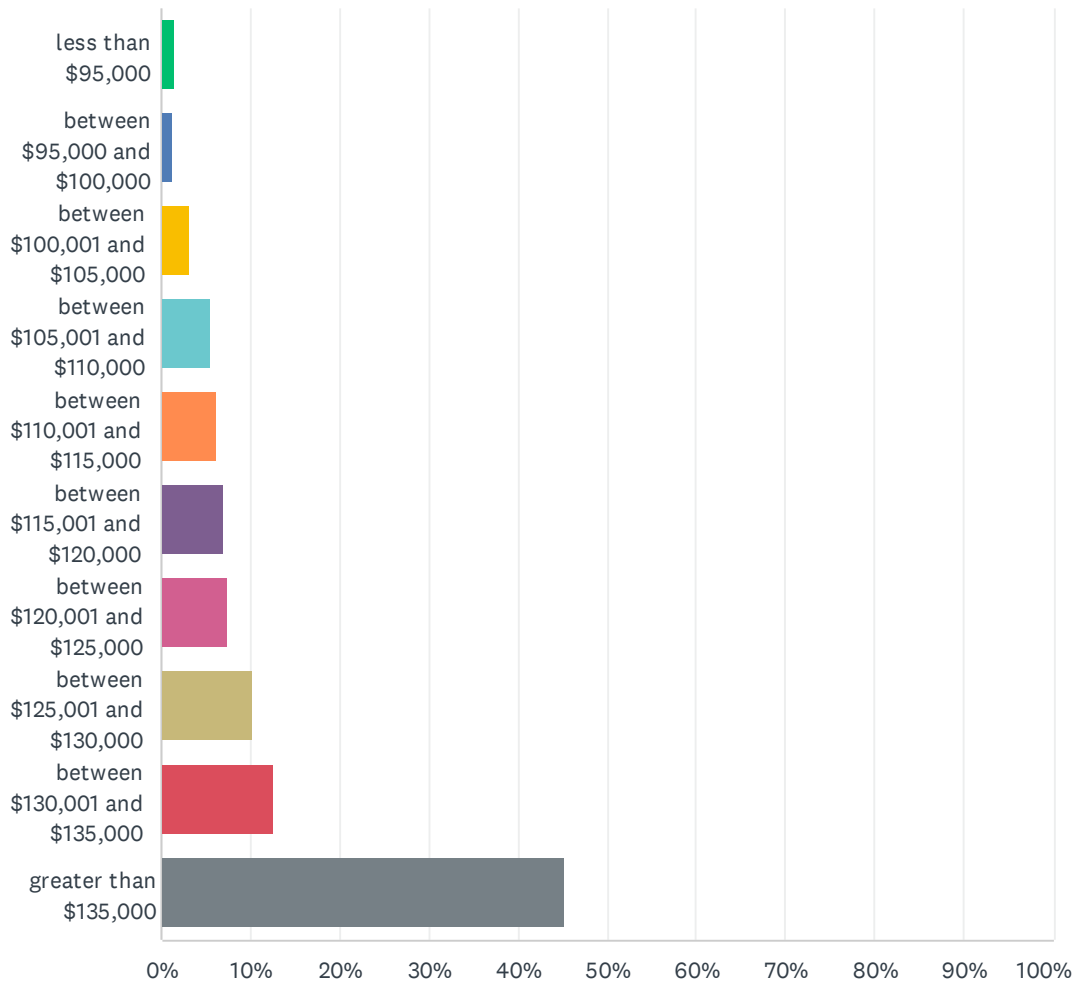
Answered: 252 Skipped: 32



ANSWER CHOICES	RESPONSES
1 year	9.13%
2 years	3.17%
3 years	76.98%
4 years	3.57%
5 years	7.14%
TOTAL	

Q14 What is your annual salary?

Answered: 255 Skipped: 29

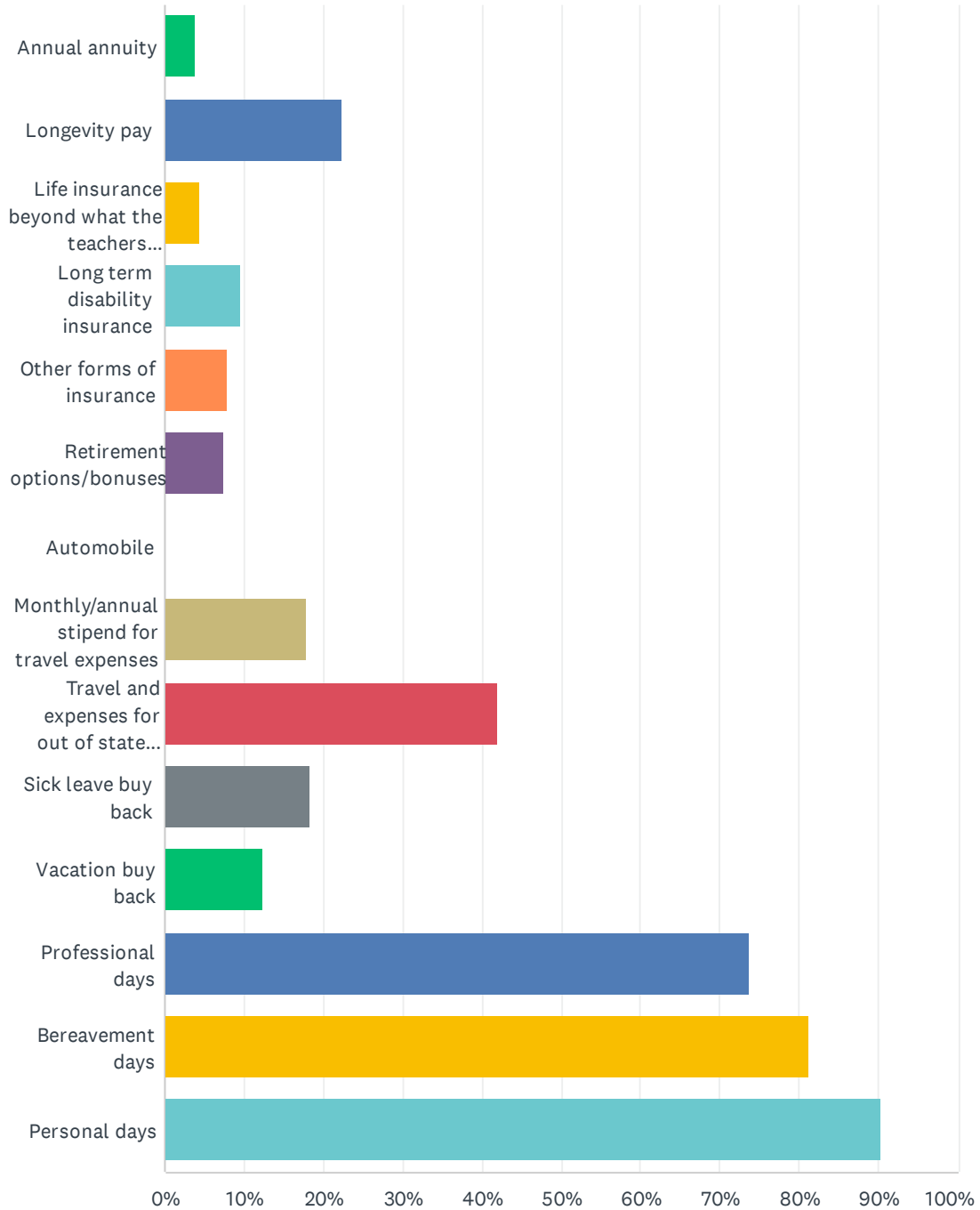


MSAA Principals' Salary Survey 2024

ANSWER CHOICES	RESPONSES
less than \$95,000	1.57%
between \$95,000 and \$100,000	1.18%
between \$100,001 and \$105,000	3.14%
between \$105,001 and \$110,000	5.49%
between \$110,001 and \$115,000	6.27%
between \$115,001 and \$120,000	7.06%
between \$120,001 and \$125,000	7.45%
between \$125,001 and \$130,000	10.20%
between \$130,001 and \$135,000	12.55%
greater than \$135,000	45.10%
TOTAL	

Q15 Please check any of the following compensations or benefits that you also receive:

Answered: 241 Skipped: 43



MSAA Principals' Salary Survey 2024

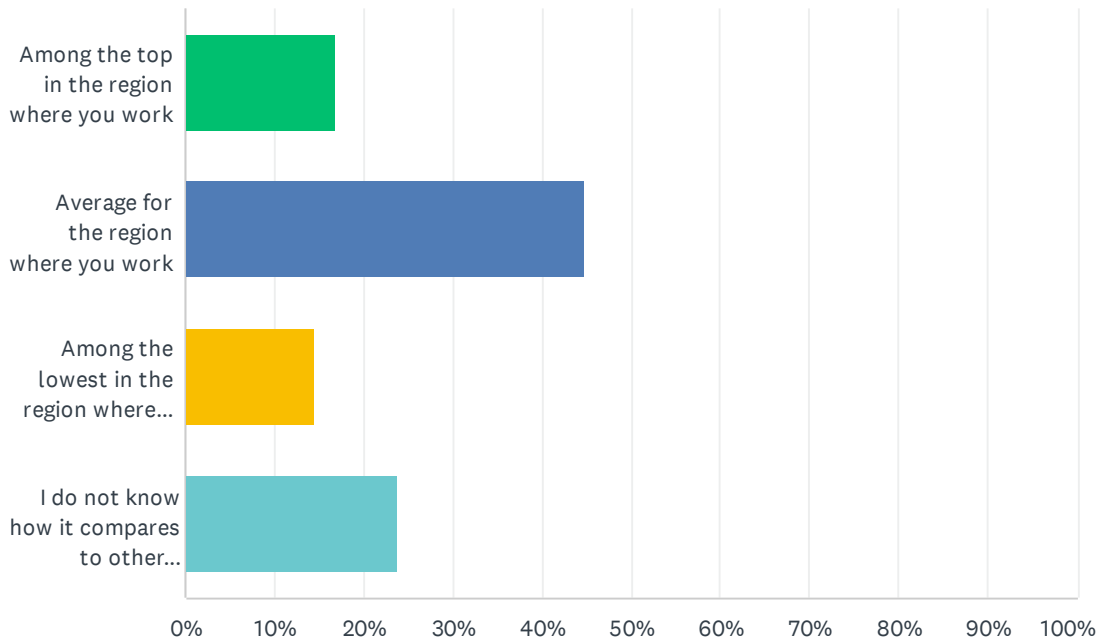
ANSWER CHOICES	RESPONSES
Annual annuity	3.73%
Longevity pay	22.41%
Life insurance beyond what the teachers receive	4.56%
Long term disability insurance	9.54%
Other forms of insurance	7.88%
Retirement options/bonuses	7.47%
Automobile	0.00%
Monthly/annual stipend for travel expenses	17.84%
Travel and expenses for out of state conferences	41.91%
Sick leave buy back	18.26%
Vacation buy back	12.45%
Professional days	73.86%
Bereavement days	81.33%
Personal days	90.46%
Total Respondents: 241	

Q16 Please list any additional benefits or compensation that you receive

Answered: 57 Skipped: 227

Q17 How would you describe your total compensation package?

Answered: 255 Skipped: 29



ANSWER CHOICES	RESPONSES
Among the top in the region where you work	16.86%
Average for the region where you work	44.71%
Among the lowest in the region where you work	14.51%
I do not know how it compares to other principals	23.92%
TOTAL	

Q18 Please consider sharing a copy of your contract.

Answered: 8 Skipped: 276